

Ring Sizing

How to determine your size:

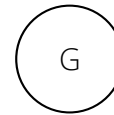

Option 1. Place an existing ring on the diagrams bellow, the inner circle of your ring should match that of the circle.

Option 2: Measure the diameter of an existing ring as accurately as possible.

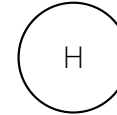
Option 3: Cut a thin strip of paper and wrap it firmly but not too tight around your finger. Measure the length in mm and then use the ring conversion chart below to determine your size.

SA/UK/AUSTRALIA	USA	FRANCE/RUSSIA	INSIDE DIAMETER (MM)	INSIDE DIAMETER (IN)
G	3.5	45.25	14.4	0.567
H	4	46.5	14.8	0.583
I	4.5	47.75	15.2	0.598
J	5	49	15.6	0.614
K	5.5	50.25	16	0.62
L	6	51.5	16.4	0.646
M	6.5	52.75	16.8	0.661
N	7	54	17.2	0.677
O	7.5	55.25	17.6	0.693
P	8	56.5	18	0.709
Q	8.5	57.75	18.4	0.724
R	9	59	18.8	0.74
S	9.5	62.5	19.2	0.756
T	10	61.5	19.6	0.772
U	10.5	62.75	20	0.787
V	11	64	20.4	0.803
W	11.5	65.25	20.8	0.819
X	12	66.5	21.2	0.835
Y	12.5	67.75	21.6	0.85
Z	13	69	22	0.866

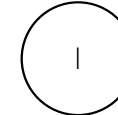
Check your print screen accuracy by making sure this bar measures exactly 50mm



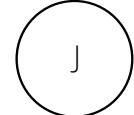
14.4mm



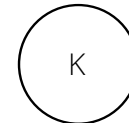
14.8mm



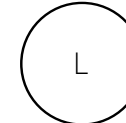
15.2mm



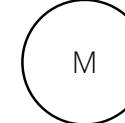
15.6mm



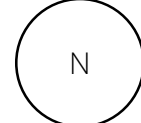
16mm



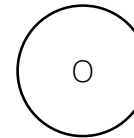
16.4mm



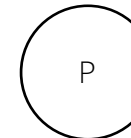
16.8mm



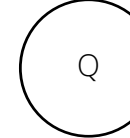
17.2mm



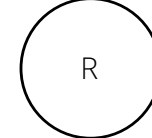
17.6mm



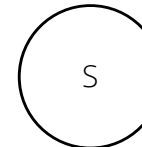
18mm



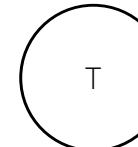
18.4mm



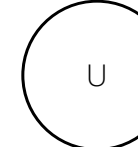
18.8mm



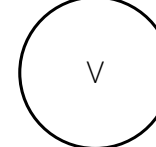
19.2mm



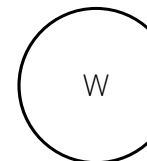
19.6mm



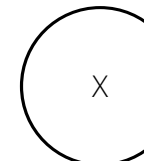
20mm



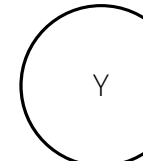
20.4mm



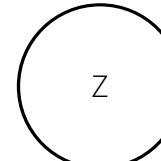
20.8mm



21.2mm



21.6mm



22mm